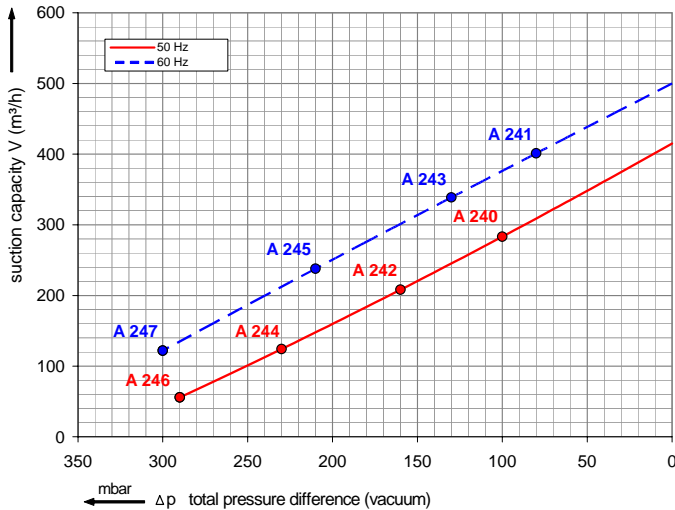


Data sheet 2RB 730

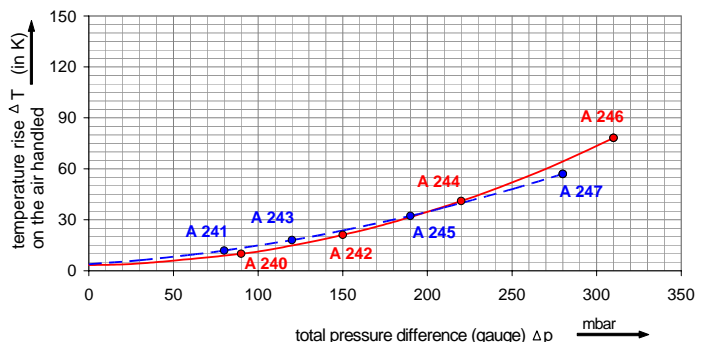
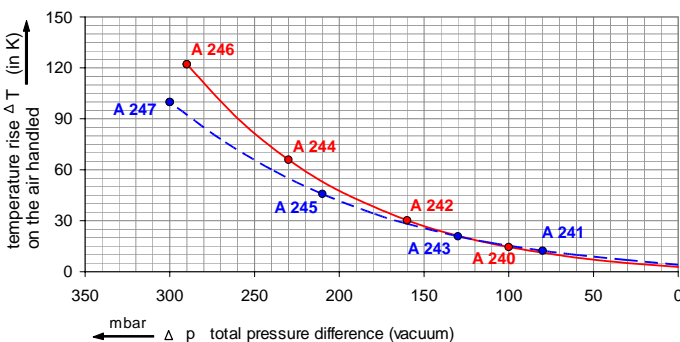
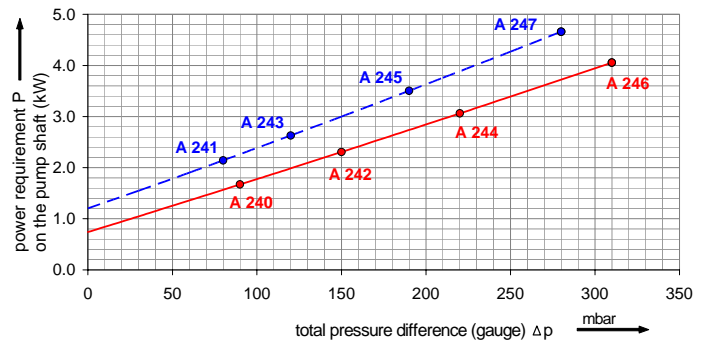
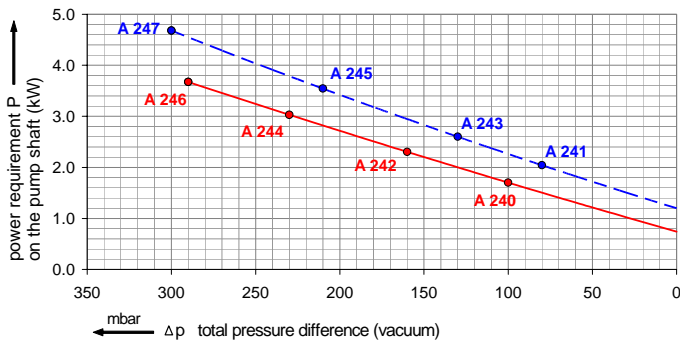
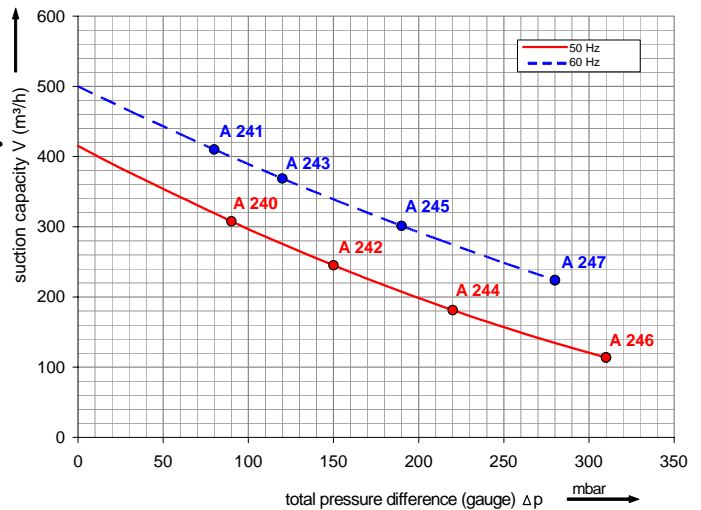
Side channel blower with IE1-motor



Performance curve for Vacuum pump



Performance curve for Compressor



The performance curves are based on air at a temperature of 15 °C and an atmospheric pressure of 1013 mbar with a tolerance of ± 10 %. The total pressure differences are valid for suction and ambient temperature up to 25 °C. For other conditions please get in touch with us.

All 2RB pump can be used both as vacuum pump and compressor in continuous operation over the total performance curve range. The motors are available as standard in protection category IP 55 and insulation class F.

Selection and ordering data

Type 2RB 730

Curve No.	Order No.	Frequency	Rated power	Input voltage		Input current		Permissible total differential pressure)		Sound pressure level)	Weight ca.
								Vacuum	Compressor		
		Hz	kW	V		A	mbar	mbar	dB(A)	kg	


3~ 50/60 Hz IP55 insulation material class F)

A 240	2RB 730-7AH06	50	1.6	200D ... 240D	345Y ... 415Y	8.5D	4.9Y	-100	100	70	29
A 241	2RB 730-7AH06	60	2.1	220D ... 275D	380Y ... 480Y	8.8D	5.1Y	-110	100	73	29
A 242	2RB 730-7AH16	50	2.2	200D ... 240D	345Y ... 415Y	9.7D	5.6Y	-180	170	70	32
A 243	2RB 730-7AH16	60	2.55	220D ... 275D	380Y ... 480Y	10.3D	6.0Y	-160	150	73	32
A 244	2RB 730-7AH26	50	3.0	200D ... 240D	345Y ... 415Y	12.5D	7.2Y	-220	200	70	37
A 245	2RB 730-7AH26	60	3.45	220D ... 275D	380Y ... 480Y	12.6D	7.3Y	-200	170	73	37
A 246	2RB 730-7AH37	50	4.0	345D ... 415D		9.5D	5.5Y	-260	290	70	43
A 247	2RB 730-7AH37	60	4.6	380D ... 480D		9.5D	5.5Y	-260	260	73	43

- 1) In case of frequency converter operation the standard motor insulation system is suitable for converter input voltages up to 500 V.
- 2) Relief valves available for limiting differential pressure.
- 3) Measuring surface sound pressure level acc. to EN ISO 3744, measured with an equivalent unit at a distance of 1 m. The pump is throttled to an average suction pressure, with piping connected, but no relief valves fitted, tolerance ± 3 dB (A).
- 4) PTC recommended for motor overload protection. Ordering example: 2RB 730-□□□□-Z

All 2RB series match the 2006/42/EC (machinery) and 2006/95/EC (low voltage) directives and the EN 60034 norm "Rotating electrical machines".

Voltage tolerances for three phase motors are $\pm 10\%$.
The frequency tolerance is $\pm 2\%$ maximum.



Other voltage ranges

2RB 730-7A □ . □

50Hz	60Hz	
3~		↑ ↑
185...225 V D / 320...390 V Y	200...240 V D / 345...415 V Y	H 1
200...240 V D / 345...415 V Y	220...275 V D / 380...480 V Y	H 6
345...415 V D	380...480 V D	H 7
500 V D	575 V D	C 5

Further voltage range on request; please quote in plain text.

Changes in particular of the quoted performance curve, data and weights may occur without prior notice. The data given do not constitute an obligation from our side to deliver as shown.

GREENCO

Your Ultimate Source for Vacuum and Pressure

ZHEJIANG GREENCO INDUSTRY CO LTD
Rongshi Road Danya Industrial Zone Zeguo
Town Wenling 317523 China
Tel.: +86-576-86428999
Fax: +86-576-86409555
www.greenco.cn
E-mail: greenco@greenco.cn