

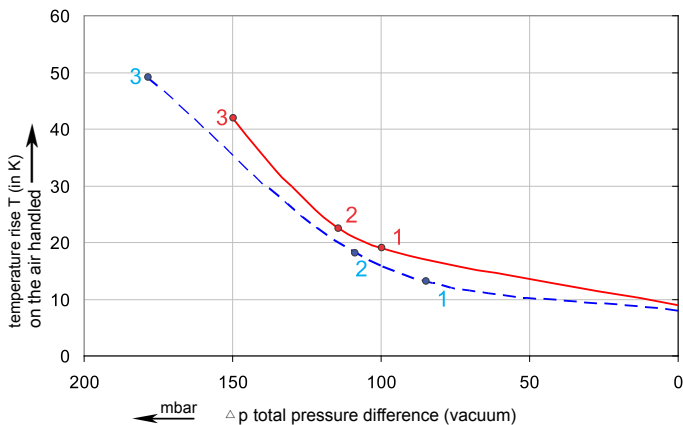
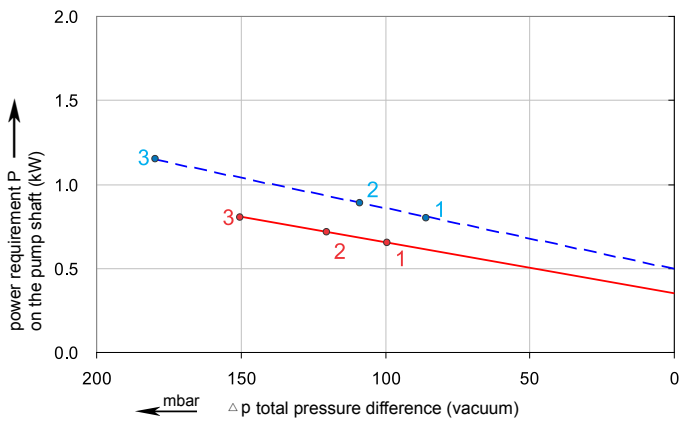
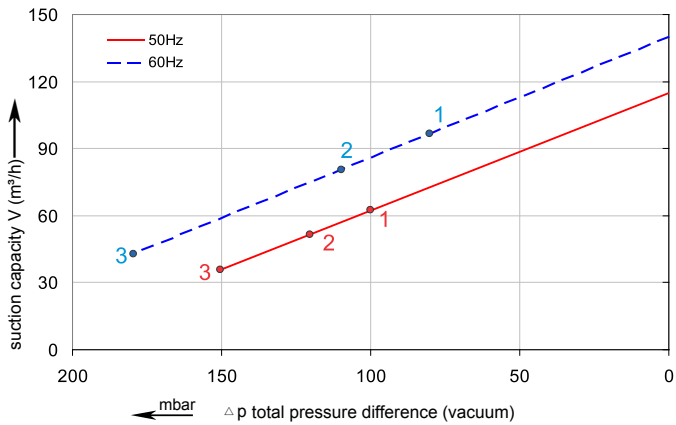


Data sheet 2RB 310

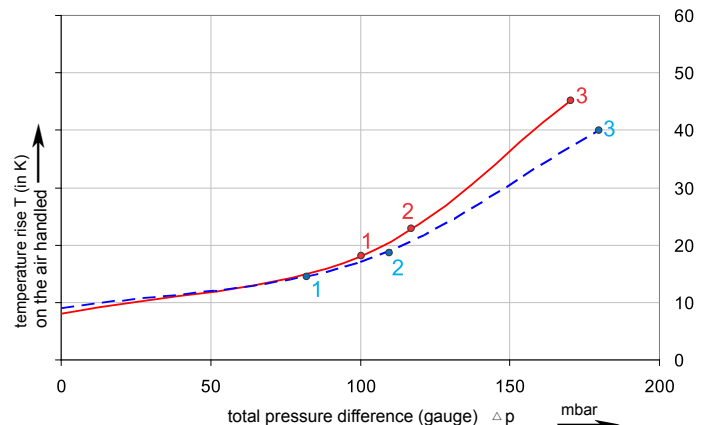
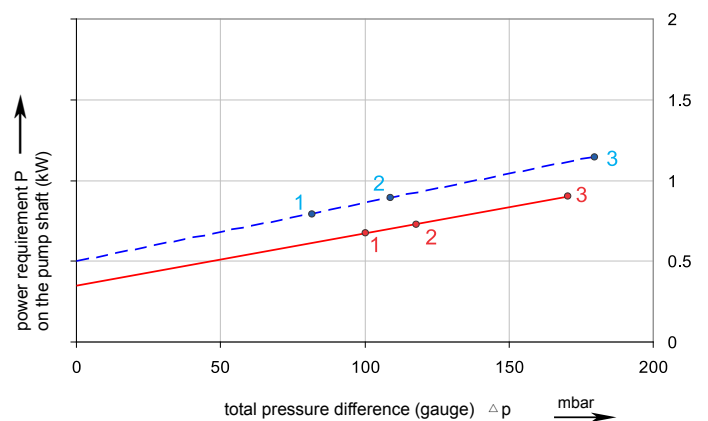
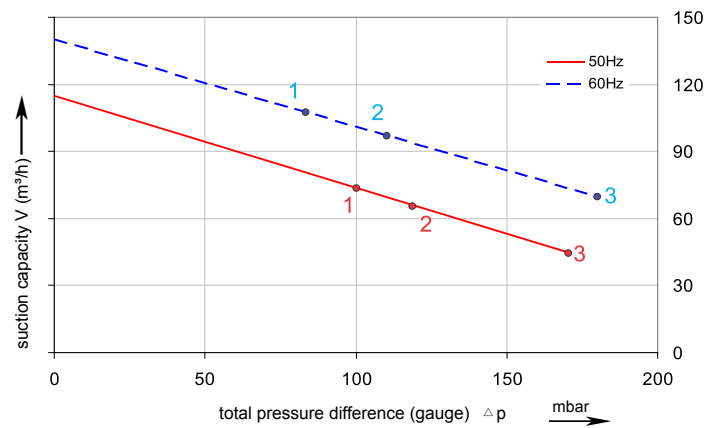
Side channel blower with IE2-motors



Performance curve for Vacuum pump



Performance curve for Compressor



The performance curves are based on air at a temperature of 15 °C and an atmospheric pressure of 1013 mbar with a tolerance of +/- 10 %. The total pressure differences are valid for suction and ambient temperatures up to 25 °C. For other conditions please confer with us.

Each G-2RB type can be applied both as vacuum pump and compressor in continuous operation over the total stated performance curve range. The motors are available as standard for the input voltage range of 50 and 60 Hz and for protection category IP 55.

Selection and ordering data

Type 2RB310

Curve No.	Order No.	Frequency	Rated power	Input voltage	Input current	Permissible total differential pressure ²⁾		Sound pressure level ³⁾	Weight ca.
						Vacuum mbar	Compressor mbar		
		Hz	kW	V	A			dB(A)	kg
3~ 50/60 Hz IP55 isulation material class F ,UL 1004-1									
1	2RB310-7AT06	50	0.55	200 - 260 D / 350 - 450Y	2.70D/1.57Y	-100	100	63	13
		60	0.63	230 - 290D / 400 - 500Y	2.86D /1.65Y	-80	80	64	13
2	2RB310-7AT16	50	0.75	200 - 260 D / 350 - 450Y	3.12D/1.80Y	-120	120	63	15
		60	0.86	230 - 290D / 400 - 500Y	3.10D /1.90Y	-110	110	64	15
3	2RB310-7AT26	50	1.10	200 - 260 D / 350 - 450Y	4.35D/2.50Y	-150	170	63	16
		60	1.30	230 - 290D / 400 - 500Y	3.10D /2.60Y	-180	180	64	16

1) Relief valves available for limiting differential pressure.

2) Measuring surface sound pressure level acc. to EN ISO 3744, measured with an equivalent unit at a distance of 1 m. The pump is throttled to an average suction pressure, with piping connected, but no relief valves fitted, tolerance ± 3 dB(A).

All 2RB fulfil the 2006/42/EC(machinery)and 2006/95/EC(low voltage) directives and the EN 60034-1 norm "Rotating electrical machines".

The motors comply with EN 60 034-1 / -2 /-30(IEC 60034) and thermal class F.

The voltage tolerance is +/- 5%.

The frequency tolerance is +/- 2% maximum.

Other voltage ranges					
50 Hz	50 Hz Voltage range	60 Hz Voltage range	86 Hz (5000 rpm)	100 Hz (6000 rpm)	2RB...-7. <input type="checkbox"/> <input type="checkbox"/>
3~IE2/ (EFF I)					
200 V D/345 V Y 500 V Y	180-240 V D /310-415 V Y 450-550 V Y	200...275 V D/345...480 V Y 520...600 V Y	----- -----	400 V D ----- -----	T T T
230 V D/400 V Y 400 V D/690 V Y	200-260 V D /350-450 V Y 350-450 V D /610-725 V Y	230...290 V D/400...500 V Y 400...500 V D/690...725 V Y	400 V D ----- -----	----- ----- -----	T T T
					1 3 6 7

4) Performance can different if standard motors are used. Please refer to corresponding data sheets.



Changes in particular the quoted performance curve, datas and weights without prior notice. The figures are without obligations.

ZHEJIANG GREENCO INDUSTRY CO.,LTD

Add:danya industrial zone.zeguo.wenling zhejiang China
P.C:317523
Tel:0086-576-86428999
Fax:0086-576-86409555
E-mail:greenco@greenco.cn
Http://www.greenco.cn