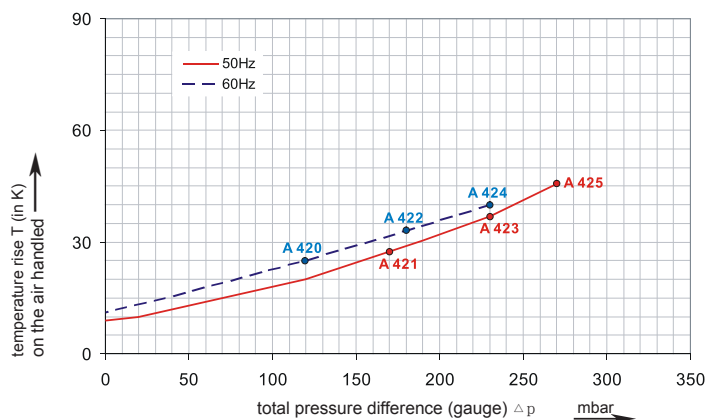
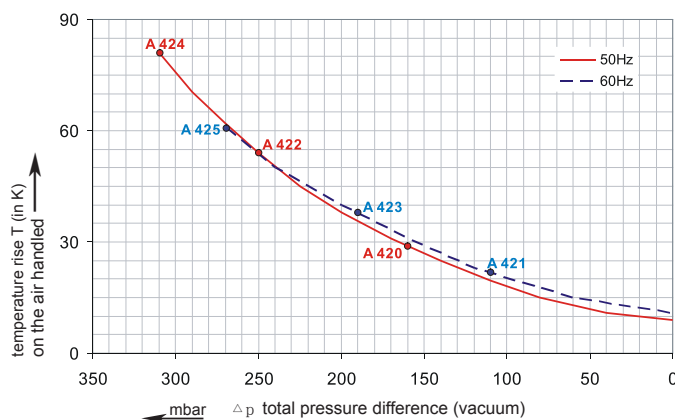
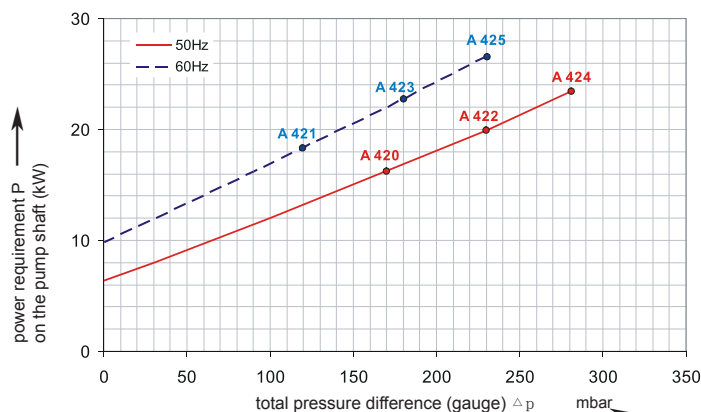
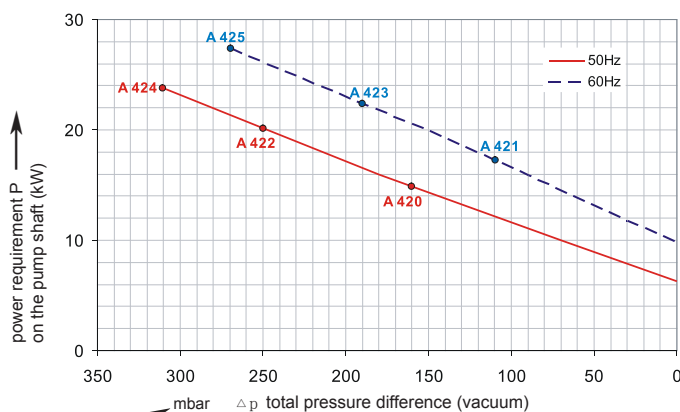
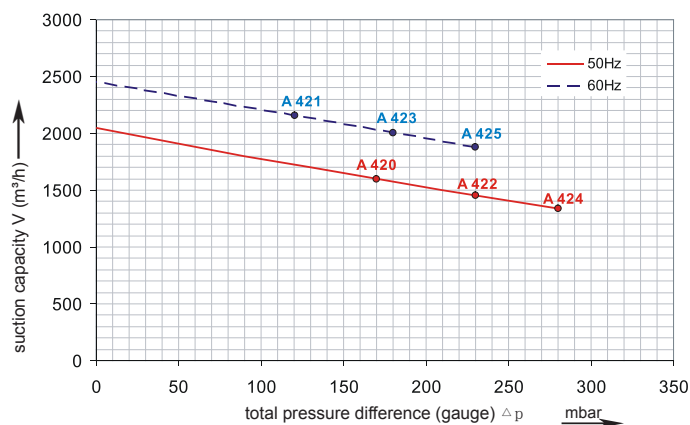
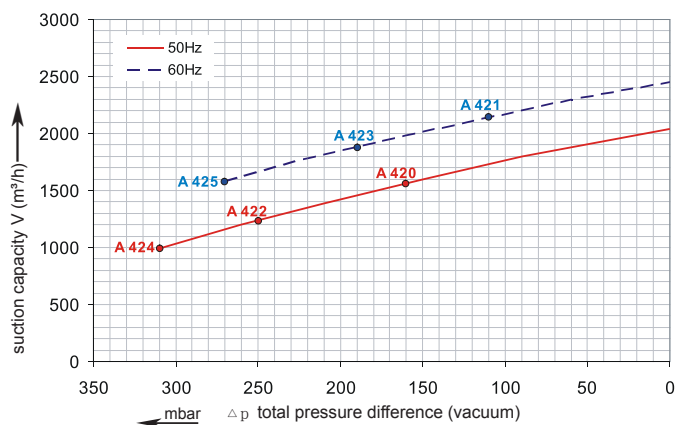


G-2RB



Performance curve for Vacuum pump

Performance curve for Compressor



The performance curves are based on air at a temperature of 15 °C and an atmospheric pressure of 1013 mbar with a tolerance of +/- 10 %.
The total pressure differences are valid for suction and ambient temperatures up to 25 °C.
For other conditions please confer with us.

Each G-2RB type can be applied both as vacuum pump and compressor in continuous operation over the total stated performance curve range. The motors are available as standard for the input voltage range of 50 and 60 Hz and for protection category IP 55 as well as approved for UL and CSA.

Selection and ordering data

Type 2RB 943

Curve No.	Order No.	Fre-quency	Rated power	Input voltage	Input current	Permissible total differential pressure ²⁾		Sound pressure level ³⁾	Weight ca.
						Vacuum mbar	Compressor mbar		
		Hz	kW	V	A			dB(A)	kg

3~ 50/60 Hz IP55 isulation material class F)

A 420	2RB 943-7BH27	50	15.0	345D...415D	600Y...720Y	35.0D	20.0Y	-160	170	75	220
A 421	2RB 943-7BH27	60	17.5	380D...480D	660Y...720Y	36.5D	21.0Y	-110	120	84	220
A 422	2RB 943-7BH37	50	20.0	345D...415D	600Y...720Y	40.0D	23.0Y	-250	230	75	230
A 423	2RB 943-7BH37	60	23.0	380D...480D	660Y...720Y	42.0D	24.2Y	-190	180	84	230
A 424	2RB 943-7BH47	50	25.0	345D...415D	600Y...720Y	52.0D	30.0Y	-310	270	75	235
A 425	2RB 943-7BH47	60	29.0	380D...480D	660Y...720Y	52.0D	30.0Y	-270	230	84	235



Other voltage ranges

2RB943-7B

50Hz

60Hz



3~

185...225 V D/320...390 V Y

200...240 V D/345...415 V Y

H 1

200...240 V D/345...415 V Y

200...275 V D/380...480 V Y

H 6

345...415 V D

380...480 V D

H 7

500 V D

575VD

C 5

Machines according to the ATEX norm 94/4 EG are available for the whole performance range.

Following types available: Category 3 G, 3/2 G, 3 D and 3/2 D.

Further voltage range on request; please quote in plain text.

All G-2RB achieve the standards and norms of the low voltage directive (LVD)2006/95/EC, rotating electrotechnical motor EN 60034-1-2004, electromagnetic compatibility(EMC)EN55014-1/2,EN61000-2/-3/-4/-6.

- 1) For standard UL for ELECTRIC MOTOR UL 1004-1.
- 2) Relief-valve are available for limiting differential pressure.
- 3) Measuring-surface sound-pressure level acc. to DIN EN 21680, measured at a distance of 1 m. The pump is throttled to an average suction pressure, a hose is connected to the discharge side (compressor) / suction side (vacuum pump), but is not fitted with relief valves.

The motors are designed according to the DIN EN 60 034 / DIN IEC 34-1 and temperature class F.

For the three phase machines the tolerances are +/- 10 % for fixed voltage and +/- 5 % for voltage range.

The single phase machines are designed with a +/- 5 % tolerances. If only 90 % of the maxium allowed pressure will be used for the continuousoperating then the allowed voltage range add to +/- 10 %.

For all single and three phase machines which designed according to the UL and CSA norm (UL 1004-1) the maximum allowed voltage tolerances are - 10 % resp. + 6 %.

The frequency tolerance is maximum +/- 2 %.

Changes in particular of the quoted performance curve, data and weights may occur without prior notice. The data given do not constitute an obligation from our side to deliver as shown.

GREENCO®

Your Ultimate Source for Vacuum and Pressure

ZHEJIANG GREENCO INDUSTRY CO LTD

Rongshi Road Danya Industrial Zone Zeguo

Town Wenling 317523 China

Tel.: +86-576-86428999

Fax: +86-576-86409555

www.greenco.cn

E-mail:greenco@greenco.cn